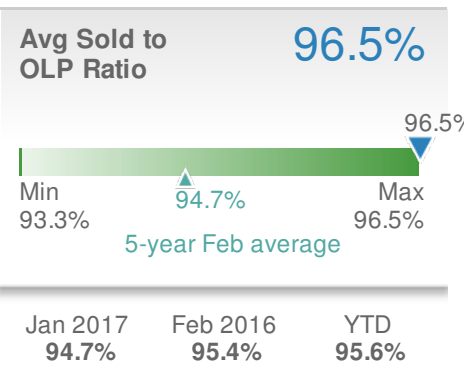
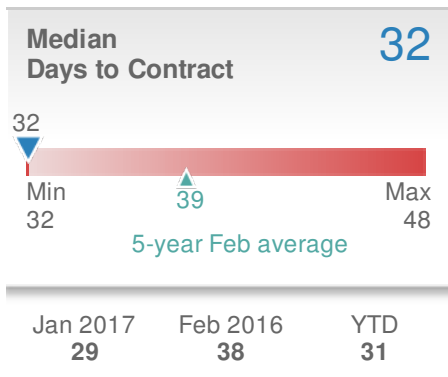
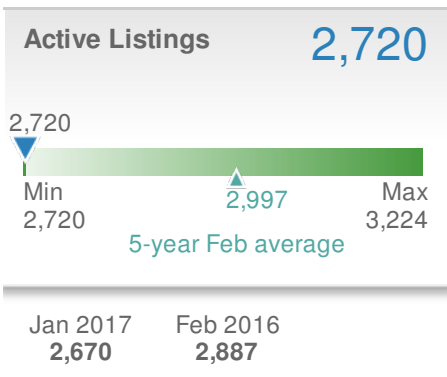
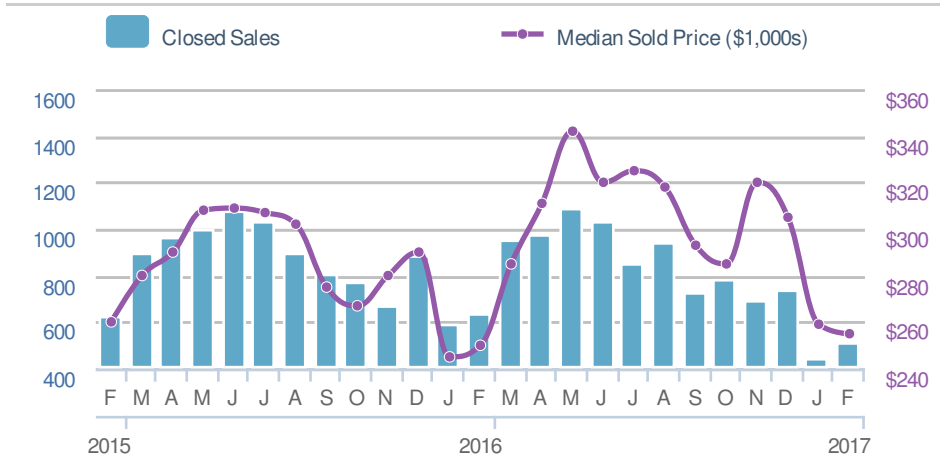
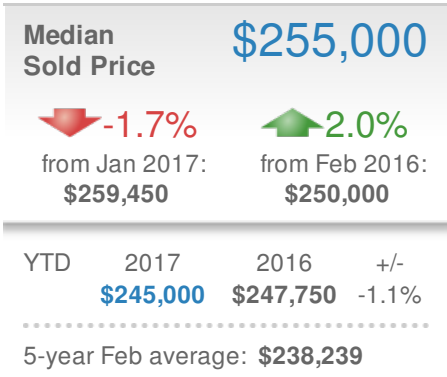
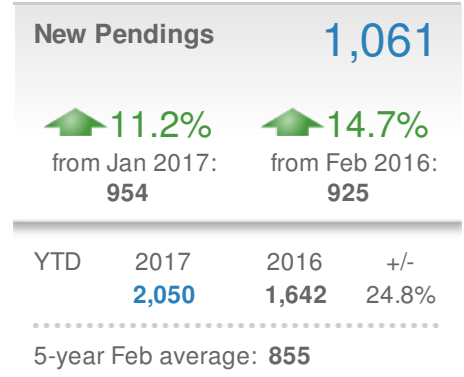
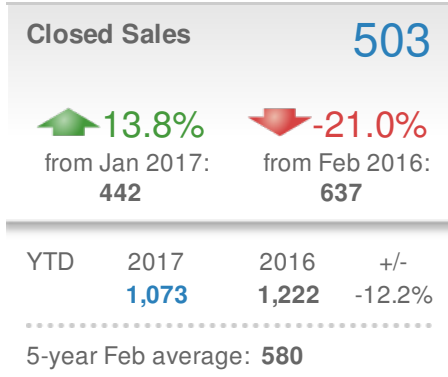
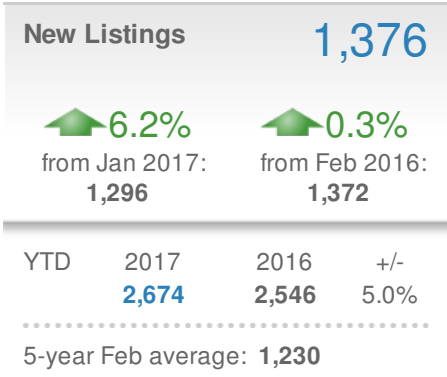


February 2017

Atlanta, GA - Single Family



Atlanta, GA

Monthly Market Statistics - Detailed Report
February 2017

Sold Summary

	Feb 2017	Feb 2016	% Change
Sold Dollar Volume	\$243,780,382	\$322,464,170	-24.40%
Avg Sold Price	\$330,774	\$318,956	3.71%
Median Sold Price	\$249,900	\$235,000	6.34%
Units Sold	737	1,011	-27.10%
Avg Days on Market	89	102	-12.75%
Avg List Price for Solds	\$340,964	\$328,640	3.75%
Avg SP to OLP Ratio	96.7%	95.6%	1.17%

Notes:

- SP = Sold Price
- OLP = Original List Price

Inventory

	Feb 2017	Feb 2016	% Change
Active Listings	3,675	3,887	-5.45%
All Contracts	2,523	1,885	33.85%
New Listings	1,951	1,924	1.40%
New Contracts	1,578	1,389	13.61%

Days on Market (Sold)

0	0
1 to 10	6
11 to 20	19
21 to 30	60
31 to 60	241
61 to 90	130
91 to 120	106
121 to 180	99
181 to 360	70
361 to 720	6
721+	0

Sold Detail

Price Ranges	2 or Less BR	3 BR	4 or More BR	Total
< \$50K	14	25	5	49
\$50K to \$74,999	9	21	4	35
\$75K to \$99,999	12	16	5	33
\$100K to \$124,999	18	6	5	29
\$125K to \$149,999	25	19	11	55
\$150K to \$199,999	54	26	13	93
\$200K to \$249,999	45	23	7	76
\$250K to \$299,999	26	26	16	68
\$300K to \$399,999	21	49	31	103
\$400K to \$499,999	13	31	29	73
\$500K to \$749,999	3	19	48	72
\$750K to \$999,999	1	2	22	25
\$1,000K+	1	2	23	26
Total	242	265	219	737
Avg Sold Price	\$213,265	\$277,949	\$531,358	\$330,774
Prev Year - Avg Sold Price	\$208,586	\$267,073	\$522,148	\$318,956
Avg Sold % Change	2.24%	4.07%	1.76%	3.71%
Prev Year - # of Solds	386	328	288	1,011

Active Detail

	2 or Less BR	3 BR	4 or More BR	Total
< \$50K	63	43	6	154
\$50K to \$74,999	39	77	23	154
\$75K to \$99,999	53	77	21	157
\$100K to \$124,999	44	62	15	131
\$125K to \$149,999	71	53	25	156
\$150K to \$199,999	90	80	50	226
\$200K to \$249,999	102	39	59	207
\$250K to \$299,999	65	43	49	169
\$300K to \$399,999	88	99	100	306
\$400K to \$499,999	70	100	115	312
\$500K to \$749,999	62	191	338	615
\$750K to \$999,999	15	63	295	404
\$1,000K+	44	48	556	684
Total	806	975	1,652	3,675