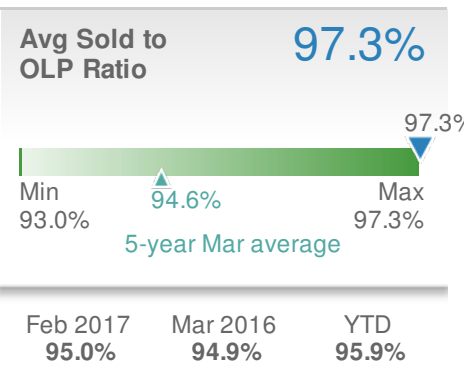
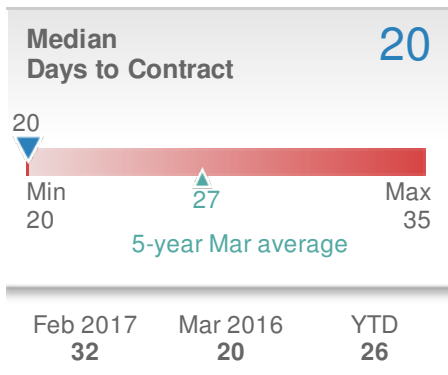
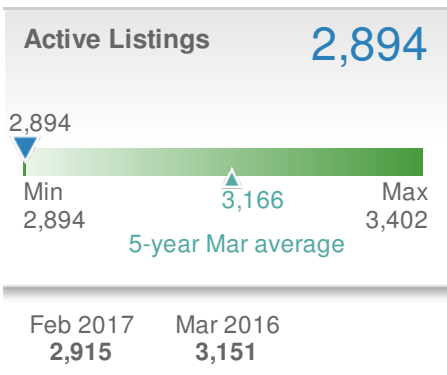
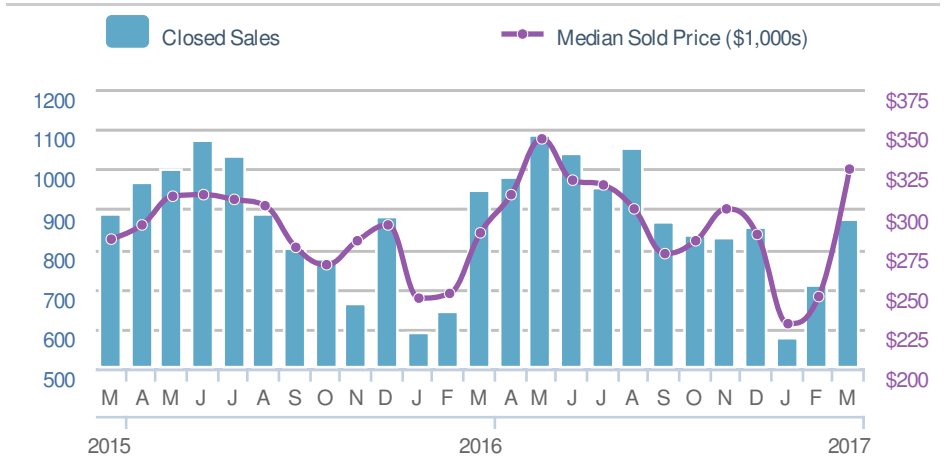
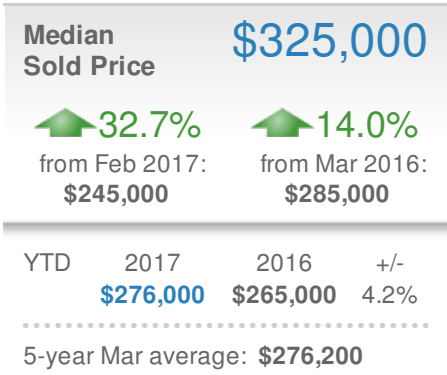
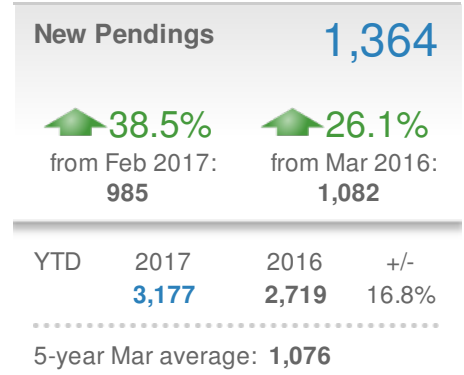


March 2017

Atlanta, GA - Single Family



Atlanta, GA

Monthly Market Statistics - Detailed Report
March 2017

Sold Summary

	Mar 2017	Mar 2016	% Change
Sold Dollar Volume	\$503,885,079	\$506,025,081	-0.42%
Avg Sold Price	\$382,891	\$360,417	6.24%
Median Sold Price	\$288,750	\$255,500	13.01%
Units Sold	1,316	1,404	-6.27%
Avg Days on Market	85	96	-11.46%
Avg List Price for Solds	\$390,586	\$371,126	5.24%
Avg SP to OLP Ratio	97.4%	95.9%	1.66%

Notes:

- SP = Sold Price
- OLP = Original List Price

Inventory

	Mar 2017	Mar 2016	% Change
Active Listings	3,949	4,164	-5.16%
All Contracts	2,691	2,049	31.33%
New Listings	2,611	2,337	11.72%
New Contracts	1,980	1,604	23.44%

Days on Market (Sold)

0	0
1 to 10	9
11 to 20	53
21 to 30	101
31 to 60	536
61 to 90	216
91 to 120	115
121 to 180	159
181 to 360	112
361 to 720	15
721+	0

Sold Detail

Price Ranges	2 or Less BR	3 BR	4 or More BR	Total
< \$50K	25	27	8	63
\$50K to \$74,999	7	25	6	38
\$75K to \$99,999	14	24	5	43
\$100K to \$124,999	29	16	7	52
\$125K to \$149,999	50	29	7	86
\$150K to \$199,999	84	45	16	145
\$200K to \$249,999	84	29	26	139
\$250K to \$299,999	64	30	22	117
\$300K to \$399,999	57	94	46	197
\$400K to \$499,999	36	57	51	144
\$500K to \$749,999	13	70	91	174
\$750K to \$999,999	1	9	48	59
\$1,000K+	2	5	51	59
Total	466	460	384	1,316
Avg Sold Price	\$237,682	\$322,637	\$621,943	\$382,891
Prev Year - Avg Sold Price	\$215,497	\$300,575	\$578,354	\$360,417
Avg Sold % Change	10.29%	7.34%	7.54%	6.24%
Prev Year - # of Solds	473	473	447	1,404

Active Detail

	2 or Less BR	3 BR	4 or More BR	Total
< \$50K	61	54	10	163
\$50K to \$74,999	41	80	17	146
\$75K to \$99,999	58	54	23	142
\$100K to \$124,999	47	62	16	135
\$125K to \$149,999	68	64	21	162
\$150K to \$199,999	105	80	32	222
\$200K to \$249,999	103	44	50	204
\$250K to \$299,999	69	39	48	166
\$300K to \$399,999	90	116	105	334
\$400K to \$499,999	85	125	137	374
\$500K to \$749,999	57	213	373	671
\$750K to \$999,999	23	61	343	461
\$1,000K+	49	53	633	769
Total	856	1,045	1,808	3,949